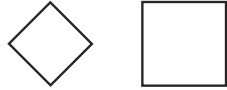
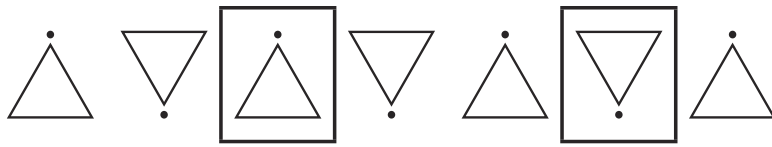




Next 2 shapes:

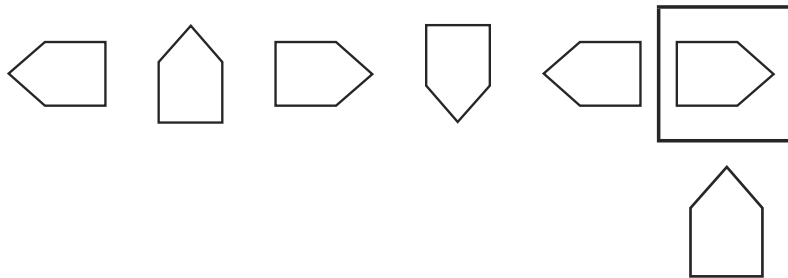


Missing shapes:

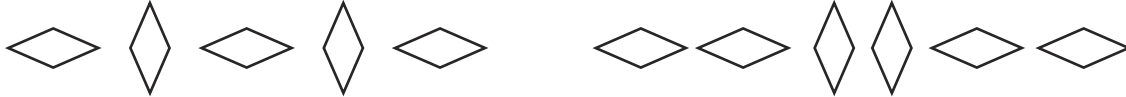


The shapes have made a half turn clockwise or anticlockwise.

Odd one out:

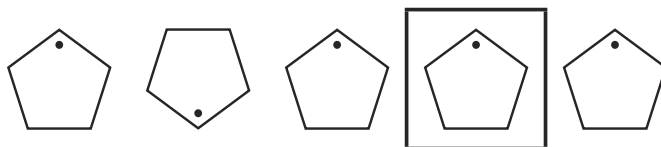


Children pick a shape and create patterns by rotating it and/or placing it in different positions. For example:



True - the pattern shows quarter turns.

Odd one out:



This shape did a whole turn instead of a half turn.



**True – the triangles show half turns either clockwise or anticlockwise.**

**The rectangles show quarter turns clockwise or three quarter turns anticlockwise.**

**The next 4 shapes:** 

**The triangles show half turns clockwise or anticlockwise.**

**The rhombuses show quarter turns clockwise or three quarter turns anticlockwise.**

**The pentagons show whole turns clockwise or anticlockwise.**